

Welding guns and torches

PRODUCT CATALOGUE



FLEXLITE

Guns and torches for efficient welding

2021





The most suitable TIG torch for your needs

Kemppi Flexlite TX torches for TIG welding are divided into two series: 3 and 5. Both series are defined to serve specific welding needs. The higher the series, the more features you get.

Both series models enjoy the Flexlite features for user comfort, welding efficiency and extended consumable parts life. Same consumables can be used in both series models, which makes the inventory management cost-efficient and easy.

Series 5 models are designed to make TIG welding more efficient and provide the best welding ergonomics in all welding positions. Optional on-torch remote control allows accurate welding current adjustment at a distance. You can choose from rocker or roller type of switch. Series 5 models are equipped with snap connectors in water hoses and a 7-pin control cable connector.




Series 3 models improve your welding satisfaction and increase usability. Wide range of models with different capacity, size and length ensure that you will always find the best welding torch for each welding task. Series 3 models have screw-in connectors in water hoses and 4-pin control cable connector. In addition, series 3 includes models with Euro connector and DIX connector. Dix connector models have a shielding gas valve in the torch body.



FLEXLITE TX

Ignite your passion for welding

Flexlite TX product series contains welding torches to be used in TIG welding process. There are Flexlite TX models available in two series: 3 and 5. Each series is designed to serve specific welding needs. All Flexlite TX models enjoy the Flexlite features for user comfort, welding efficiency and extended consumable part life.



Visit website:

> kemp.cc/flexlite/tx



reddot winner 2020
industrial design



Flexlite TX torches for TIG welding

Flexlite TX welding torches for TIG welding increase user comfort and lower welder fatigue. Silicone rubber material gives a firm grip, and the innovative design reduces wrist loading, allowing you to concentrate on challenging tasks to achieve the perfect weld.

Flexlite TX torches are available in alternative power classes and lengths, including different neck versions: fixed, flexible and S-shaped.



EXCELLENT ERGONOMICS

Flexlite TX torches feature unique and innovative handle flexibility, moving the moment of load away from the welder's wrist, reducing apparent weight and lowering fatigue.



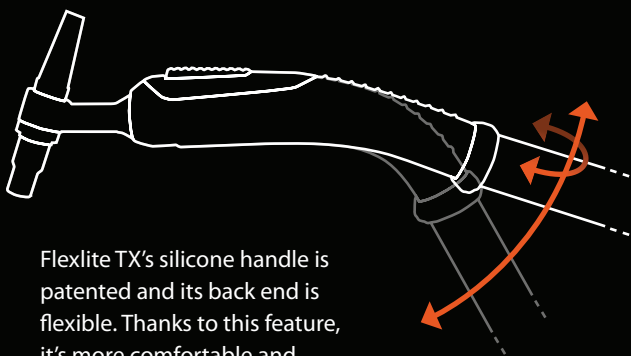
USABILITY MEANS EFFICIENCY

Compact neck designs include rigid, flexible and S-shaped rotating neck designs, offering superb cooling performance and good access to challenging joint designs.



QUALITY IS MORE THAN MEETS THE EYE

Kemppi consumables and accessories support both welding quality and productivity.



Flexlite TX's silicone handle is patented and its back end is flexible. Thanks to this feature, it's more comfortable and ergonomic in the welder's hand.

Materials selection elevates usability

The Flexlite TX silicone rubber handles are shaped to the hand. They consider both right and left-handed welders and alternative holding positions. Combined with cables set flexibility and leather sheathing protection, Flexlite TX materials selection elevates usability to maximize welding comfort and practical durability.

Fixed neck, flexible neck and S-shaped rotating neck. Flexlite TX torches are designed to provide best welding ergonomics in all welding positions.





QUALITY IS MORE THAN MEETS THE EYE!

Shielding gas flow has a significant effect on weld quality. Normally shielding gas flow is invisible, but this simulation demonstrates how torch design and consumable parts affect gas turbulence and effective shielding gas coverage.

Kemppi gas lenses include many high-quality gas diffuser mesh layers. This structure provides the best performance by improving the laminar flow compared to other conventional designs.

Kemppi consumables support welding quality and productivity

Consumables represent only a small portion of the total costs in TIG welding, but from the quality point of view they play an important role.

Kemppi offers all consumables for your TIG welding applications. Manufactured using the best processes and materials, Kemppi consumables help you create top quality TIG welds. Kemppi consumables and accessories are designed especially to suit your Flexlite torches. To get the best quality and cost-effectiveness for your welding, equip your Flexlite torch with Kemppi consumables.



The picture on the right shows a highly turbulent flow, offering poor shielding and elevated gas consumption.

The picture on the left defines a torch fitted with a Kemppi gas lens kit, creating a smooth laminar gas flow, excellent weld pool shielding and economic gas usage.

Welding comfort and

KEMPPI CONSUMABLES

Manufactured using the best processes and materials, Kemppi consumables support your welding productivity and help you create top quality TIG welds.

GOOD ACCESS

Neck designs include rigid, flexible and S-shaped rotating necks, offering superb cooling performance and good access to challenging joint designs.

FIRM GRIP

Silicone rubber material gives a firm grip, and the innovative design reduces wrist loading, allowing you to concentrate on challenging tasks to achieve the perfect weld.

EASY ACCESS TO INFORMATION

The QR code takes you directly to relevant ordering codes, consumables, product documents and Kemppi contacts.



practical durability

TRIGGER OPTIONS

Available with or without a trigger switch. An optional switch extension makes the trigger control more accurate when holding the torch close to the welding head.

REMOTE CONTROLS

Flexlite TX torches offer alternative on-torch remote controls, which allow accurate and immediate welding current adjustment at distance. Remote controls are available for Series 5 models only.

SHAPED TO THE HAND

The Flexlite TX handles are shaped to the hand. They consider both right and left-handed welders and alternative holding positions.

DURABILITY

The cable set flexibility and leather sheathing protection elevates usability to maximize welding comfort and practical durability.

Flexlite TX models

SELECT SUITABLE TORCH ACCORDING TO THE SERIES

Kemppi's Flexlite TX welding torches are divided into two series: 3 and 5. The difference between them is the type of connectors in control cable and cooling water hoses as shown in the pictures below. The Series 3 also includes models with Euro connector and DIX connector. DIX connector models have a shielding gas valve in the torch body.



Series 3 models have screw-in connectors in water hoses and a 4-pin control cable connector.



Series 5 models have snap connectors in water hoses and a 7-pin control cable connector.



Euro connector



DIX connector

Welding capacity, physical size and reach are primary considerations when selecting the torch for your application. Thermal efficiency, consumables design and lifetime, are values that will improve your welding satisfaction and reduce overall costs.

Flexlite products offer a wide range of models, so you can be sure to select the capacity, size, and length, to match your application. Be it road vehicles or aerospace, Flexlite ignites your passion for welding.



TX135GF
TX133GF



TX165GF
TX163GF



TX165GS
TX163GS



TX163GVD9
TX223GVD13



TX165G
TX225G
TX223G
TX223GE



TX225GS
TX223GS



TX255WS
TX253WS
TX253WSE



TX305WF
TX303WF



TX355W
TX353W
TX353WE



TX455W

Technical data

Flexlite TX (all models)		135GF 133GF	165GF 163GF	165GS 163GS	165G	163GVD9	225G 223G	225GS 223GS	223GE	223GVD13	255WS 253WS	253WSE	305WF 303WF	355W 353W	353WSE	455W
Type of cooling		Gas	Gas	Gas	Gas	Gas	Gas	Gas	Gas	Gas	Water	Water	Water	Water	Water	Water
Coolant flow rate	l/min	-	-	-	-	-	-	-	-	-	1	1	1	1	1	1
Coolant pressure (min)	MPa	-	-	-	-	-	-	-	-	-	0.1	0.1	0.1	0.1	0.1	0,1
Coolant pressure (max)	MPa	-	-	-	-	-	-	-	-	-	0.5	0.5	0.5	0.5	0.5	0,5
Arc striking voltage	kV	10	10	10	10	10	10	10	-	10	10	-	10	10	10	10
Load capacity @ 40 % (Argon)	A	130	160	160	160	160	220	220	220	220	250	250	300	350	350	450
Load capacity @ 100 % (Argon)	A	-	-	-	-	-	-	-	-	-	200	200	200	250	250	320
Operating temperature range	°C	-10...+40	-10...+40	-10...+40	-10...+40	-10...+40	-10...+40	-10...+40	-10...+40	-10...+40	-10...+40	-10...+40	-10...+40	-10...+40	-10...+40	-10...+40
Storage temperature range	°C	-40...+60	-40...+60	-40...+60	-40...+60	-40...+60	-40...+60	-40...+60	-40...+60	-40...+60	-40...+60	-40...+60	-40...+60	-40...+60	-40...+60	-40...+60
Minimum cooling power at 1.0 l/min	kW	-	-	-	-	-	-	-	-	-	1.0 kW	1.0 kW	1.0 kW	1.0 kW	1.0 kW	1.0 kW
Neck type		Flexible	Flexible	Rotating	70° angle	70° angle	70° angle	Rotating	70° angle	70° angle	Rotating	Rotating	Flexible	70° angle	70° angle	70° angle
Torch head type		Small	Large	Small	Large	Large	Large	Large	Large	Large	Small	Small	Small	Large	Large	Large

SERIES 3

Flexlite TX (Series 3 models)		133GF	163GF	163GS	163GVD9	223G	223GS	223GE	223GVD13
Type of connection	Current-gas	G1/4	G1/4	G1/4	DIX 9 mm	G1/4	G1/4	Euro-connector	DIX 13 mm
	Control	4-pin	4-pin	4-pin	-	4-pin	4-pin	-	-
	Coolant	-	-	-	-	-	-	-	-
Electrode diameters	mm	1.0...2.4	1.0...4.0	1.0...2.4	1.0...4.0	1.0...4.0	1.0...4.0	1.0...4.0	1.0...4.0
Remote control		-	-	-	-	-	-	-	-













Flexlite TX (Series 3 models)		253WS	253WSE	303WF	353W	353WSE
Type of connection	Current-gas		Euro-connector			Euro-connector
	Control	4-pin	-	4-pin	4-pin	-
	Coolant	G1/4 & G3/8	Snap connector	G1/4 & G3/8	G1/4 & G3/8	Snap connector
Electrode diameters	mm	1.0...4.0	1.0...4.0	1.0...2.4	1.0...4.0	1.0...4.0
Remote control		-	-	-	-	-

SERIES 5

Flexlite TX (Series 5 models)		135GF	165GF	165GS	165G	225G	225GS	255WS	305WF	355W	455W
Type of connection	Current-gas	G1/4	G1/4	G1/4	G1/4	G1/4	G1/4	G1/4	G1/4	G1/4	G1/4
	Control	7-pin	7-pin	7-pin	7-pin	7-pin	7-pin	7-pin	7-pin	7-pin	7-pin
	Coolant	-	-	-	-	-	-	Snap connector	Snap connector	Snap connector	Quick connector
Electrode diameters	mm	1.0...2.4	1.0...4.0	1.0...2.4	1.0...4.0	1.0...4.0	1.0...4.0	1.0...2.4	1.0...2.4	1.0...4.0	1.0...4.0
Remote control		Optional	Optional	Optional	Optional	Optional	Optional	Optional	Optional	Optional	Optional












These equipment comply with standard IEC 60974-7.

Flexlite TX models 163GVD9 and 223GVD13 are equipped with a DIX connector and a manual gas valve to regulate the shielding gas flow, ensuring basic TIG welding tasks are easily completed. Use with MMA power sources for scratch and TouchArc TIG ignition.

Torch bodies compatibility table (gas) 			TX133GF TX135GF TX135GFN	TX163GF TX165GF TX165GFN	TX165G	TX163GS TX165GS TX165GSN	TX223G TX225G TX225GN	TX223GS TX225GS	TX223GE	TX163GV TX223GV
SP013377	TORCH BODY FLEX G S, TX		●	○	○	○	○	○	○	○
SP013386	TORCH BODY FLEX G L, TX		○	●	○	○	○	○	○	○
SP013394 *	TORCH BODY ROTATING G, TX		○	○	○	●	○	●	○	○
SP801064 *	TORCH BODY ROTATING HEAD S, TX		○	○	○	●	○	○	○	○
SP013404 *	TORCH BODY S-NECK HEAD L, TX		○	○	○	○	○	●	○	○
SP013362	TORCH BODY RIGID G L, TX		○	○	●	○	●	○	●	○
SP021160	TORCH BODY RIGID G S, TX		○	○	○	○	○	○	○	○
SP016559**	TORCH BODY S-LOCK G, TX		○	○	○	○	○	○	○	○
SP016808**	TORCH BODY S-LOCK HEAD S, TX		○	○	○	○	○	○	○	○
SP016810**	TORCH BODY S-LOCK HEAD L, TX		○	○	○	○	○	○	○	○
SP016429	TORCH BODY RIGID V G L, TX		○	○	○	○	○	○	○	●

* SP013394 Requires always SP801064 or SP013404
 SP801064 and SP013404 cannot be used separately
 ** SP016559 Requires always SP016808 or SP016810

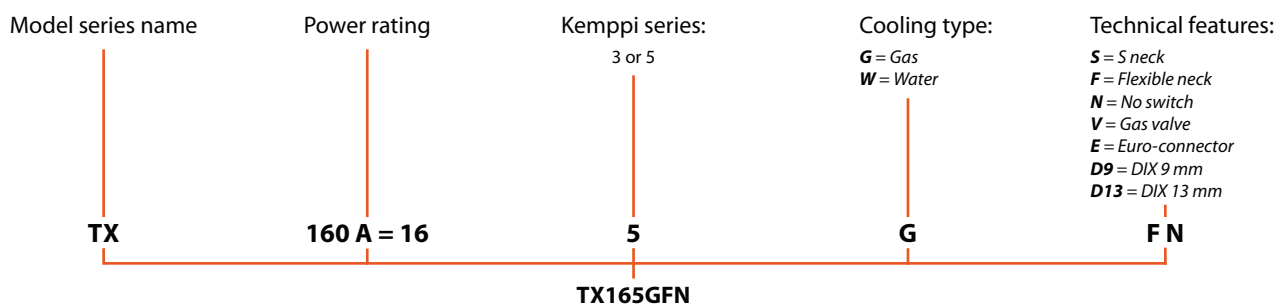
● = Standard delivery ○ = Accessory

Torch bodies compatibility table (water) 			TX253WS TX255WS TX255WSN	TX303WF TX305WF TX305WFN	TX353W TX355W TX355WN	TX253WSE	TX353WSE	TX455W
SP801064 *	TORCH BODY ROTATING HEAD S, TX		●	○	○	●	○	○
SP013404 *	TORCH BODY S-NECK HEAD L, TX		○	○	○	○	○	○
SP014575 *	TORCH BODY ROTATING W, TX		●**	○	○	●	○	○
SP014126	TORCH BODY FLEX W S, TX		○	●	○	○	○	○
SP013423	TORCH BODY RIGID W L, TX		○	○	●	○	●	○
SP017031	TORCH BODY RIGID LONG W L, TX		○	○	○	○	○	●
SP021164	TORCH BODY RIGID W S, TX		○	○	○	○	○	○
SP016557***	TORCH BODY S-LOCK W, TX		○	○	○	○	○	○
SP016808***	TORCH BODY S-LOCK HEAD S, TX		○	○	○	○	○	○
SP016810***	TORCH BODY S-LOCK HEAD L, TX		○	○	○	○	○	○

* SP014575 Requires always SP801064 or SP013404
 ** Only in TX255WSN
 *** SP016559 Requires always SP016808 or SP016810

● = Standard delivery ○ = Accessory

The name of a Flexlite torch tells its properties and use





Flexlite TX

Flexlite TX product range offers optional accessories for your torch to make it a perfect tool for your welding. Optimize your torch and make your TIG welding more efficient and convenient with accessories.

Trigger switch options

Available with or without a trigger switch, Flexlite TX range also includes an optional switch extension to replace the regular switch. It makes the trigger control more accurate when holding the torch close to the welding head.



Regular switch



Switch extension



No switch

Remote control options

Whatever your preference and machine type, Flexlite TX TIG torches offer an alternative on-torch remote control, which allows accurate and immediate welding current adjustment at a distance. Select either rocker or roller type of switch. Remote controls can be used only in Series 5 Flexlite TX torches.



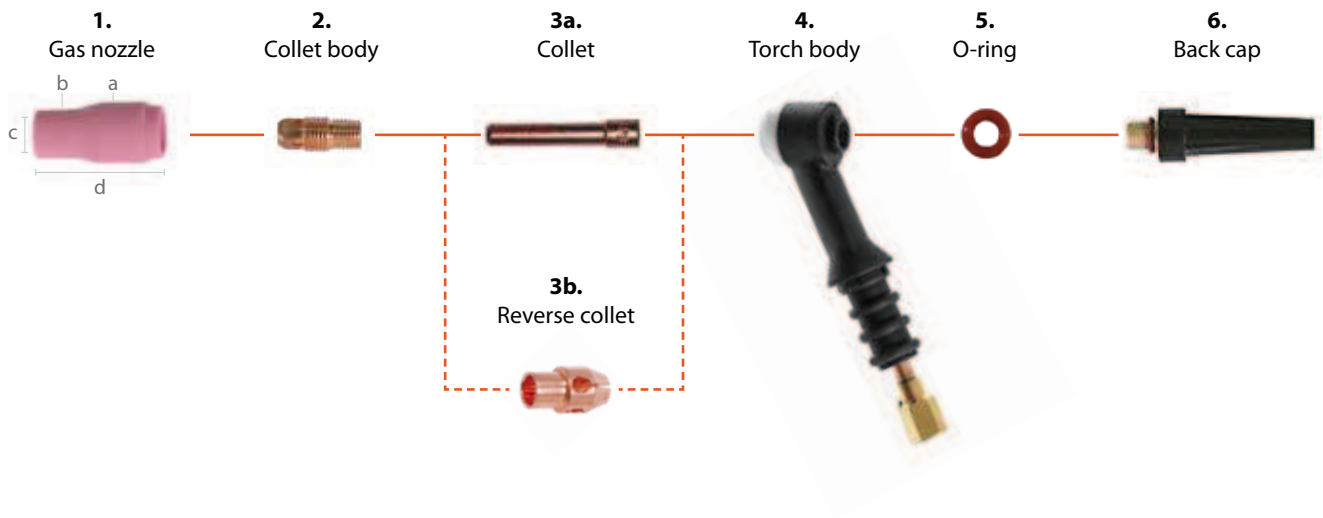
Torch remote control R10 (roller model)



Torch remote control R20 (rocker model)

Consumables

Small torch body, standard consumables



1. Gas nozzle		mm			
No.	Ordering code	a	b	c	d
4	7990760	14.5	10	6.5	30
5	7990761*	14.5	11	8	30
6	7990762	14.5	14.5	10	30
7	7990763	14.5	14.5	11	30

2. Collet body	
ø 1.0	7990660
ø 1.6	7990661
ø 2.4	7990662 *

3a. Collet	
ø 1.0	7990635
ø 1.6	7990636
ø 2.4	7990637 *

3b. Reverse collet	
ø 1.0	7990640
ø 1.6	7990641
ø 2.4	7990642

4. Torch body	
SP013377	TORCH BODY FLEX G S, TX
SP013394	TORCH BODY ROTATING G, TX
SP801064	TORCH BODY ROTATING HEAD S, TX
SP014126	TORCH BODY FLEX W S, TX
SP016559	TORCH BODY S-LOCK G, TX
SP016557	TORCH BODY S-LOCK W, TX
SP016808	TORCH BODY S-LOCK HEAD S, TX

See suitability from torch bodies compatibility table on page 77.

5. O-ring	
SP7990790	


6. Back cap		Length (mm)
Small	7990730	18
Medium	7990734 *	48
Long	7990740	145

Electrode		
Grey	ø 1.0	9873531
	ø 1.6	9873532
	ø 2.4	9873533 *
White	ø 1.0	9873520
	ø 1.6	9873521
	ø 2.4	9873522
Length of all electrodes 175 mm		

* Delivery equipment is for ø 2.4 mm electrode. Lens equipment is delivered as an accessory. The above mentioned dimensions are directive.

Consumables

Large torch body, standard consumables



1. Gas nozzle		mm			
No.	Ordering code	a	b	c	d
4	7990766	18	11.5	6.5	47.5
5	7990770	18	12.5	8	47.5
6	7990771 *	18	14.5	9.5	47.5
7	7990772	18	16	11	47.5
8	7990773	18	18	12.5	47.5
10	7990775	21	21	16	47.5
12	7990776	24	24	19	47.5

2. Collet body	
ø 1.6	7990681
ø 2.4	7990682 *
ø 3.2	7990683
ø 4.0	7990684

3. Collet	
ø 1.6	9876867
ø 2.4	9876868 *
ø 3.2	9876869
ø 4.0	9876870

4. Insulator	
SP9580266	

5. Torch body	
SP013386	TORCH BODY FLEX G L, TX
SP013394	TORCH BODY ROTATING G, TX
SP014575	TORCH BODY ROTATING W, TX
SP013404	TORCH BODY S-NECK HEAD L, TX
SP013362	TORCH BODY RIGID G L, TX
SP013423	TORCH BODY RIGID W L, TX
SP016559	TORCH BODY S-LOCK G, TX
SP016557	TORCH BODY S-LOCK W, TX
SP016810	TORCH BODY S-LOCK HEAD L, TX

See suitability from torch bodies compatibility table on page 77.

6. Insulator	
SP9580267	

7. O-ring	
SP7990791	

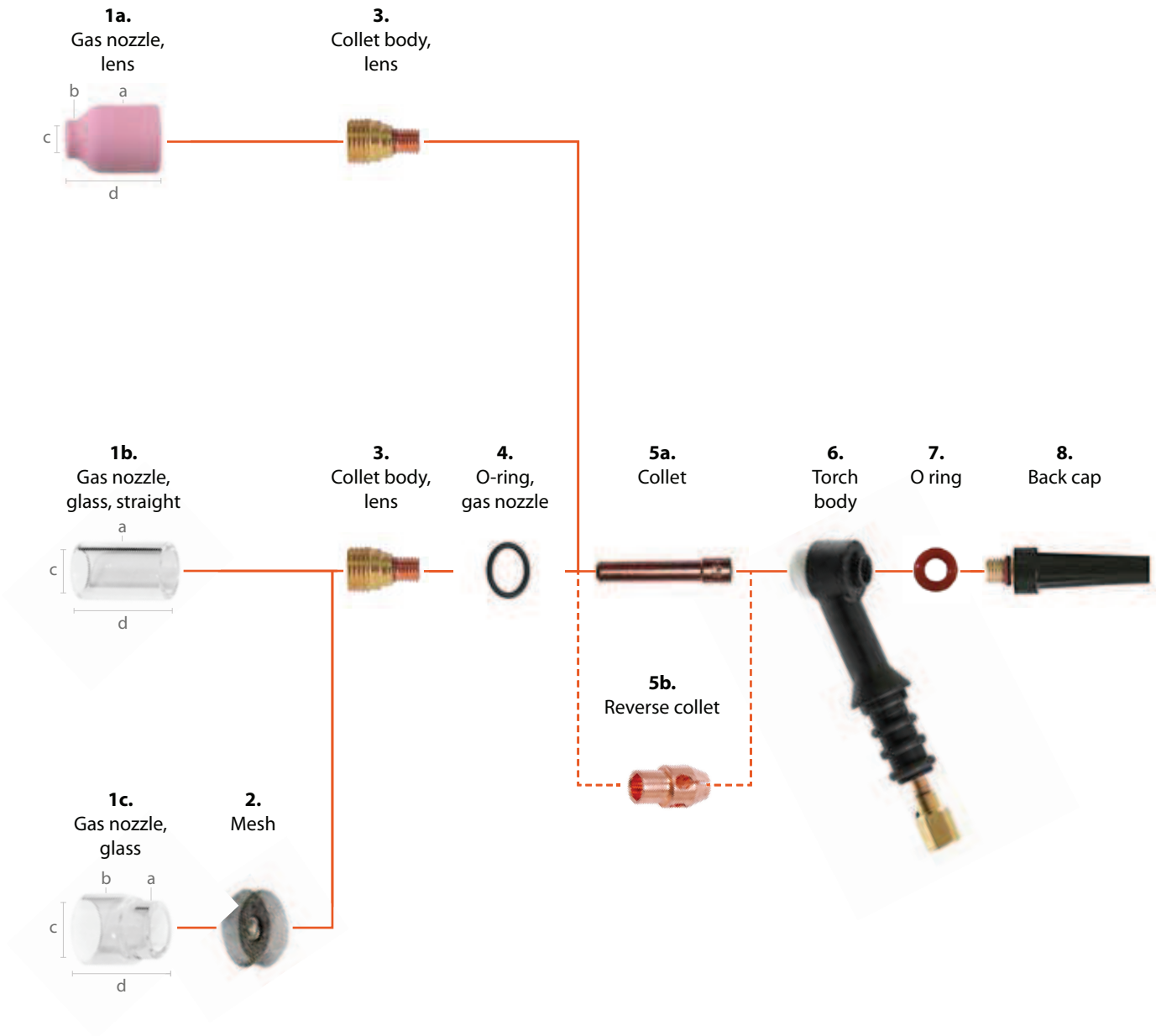
8. Back cap		Length (mm)
Small	7990731	26
Medium	7990735	58
Long	7990741 *	120

Electrode		
Grey	ø 1.6	9873532
	ø 2.4	9873533 *
	ø 3.2	9873534
	ø 4.0	9873535
White	ø 1.6	9873521
	ø 2.4	9873522
	ø 3.2	9873523
Green	ø 4.0	9873524
	ø 4.0	9873505
Length of all electrodes 175 mm		

* Delivery equipment is for ø 2.4 mm electrode. Lens equipment is delivered as an accessory. The above mentioned dimensions are directive.

Consumables

Small torch body, lens consumables



1a. Gas nozzle, lens		mm			
No.	Ordering code	a	b	c	d
4	7990779	18.5	10.5	7	25.5
5	7990780	18.5	12	8	25.5
6	7990781	18.5	13.5	9.5	25.5
7	7990782	18.5	15	11	25.5
8	SP016562	18.5	16.5	12.5	25.5

1b. Gas nozzle, glass, straight		mm			
	Ordering code	a	c	d	
Straight	SP015847	19.9	14.8	32.5	

1c. Gas nozzle, glass		mm			
	Ordering code	a	b	c	d
15/20 mm	SP015848	20.2	25.3	21	28.3

2. Mesh	
	SP015851

3. Collet body, lens	
ø 1.0	7990700
ø 1.6	7990701
ø 2.4	7990702

4. O-ring, gas nozzle, glass	
	SP009746

5a. Collet	
ø 1.0	7990635
ø 1.6	7990636
ø 2.4	7990637

5b. Reverse collet	
ø 1.0	7990640
ø 1.6	7990641
ø 2.4	7990642

6. Torch body	
SP013377	TORCH BODY FLEX G S, TX
SP013394	TORCH BODY ROTATING G, TX
SP801064	TORCH BODY ROTATING HEAD S, TX
SP014126	TORCH BODY FLEX W S, TX
SP016559	TORCH BODY S-LOCK G, TX
SP016557	TORCH BODY S-LOCK W, TX
SP016808	TORCH BODY S-LOCK HEAD S, TX

See suitability from torch bodies compatibility table on page 77.

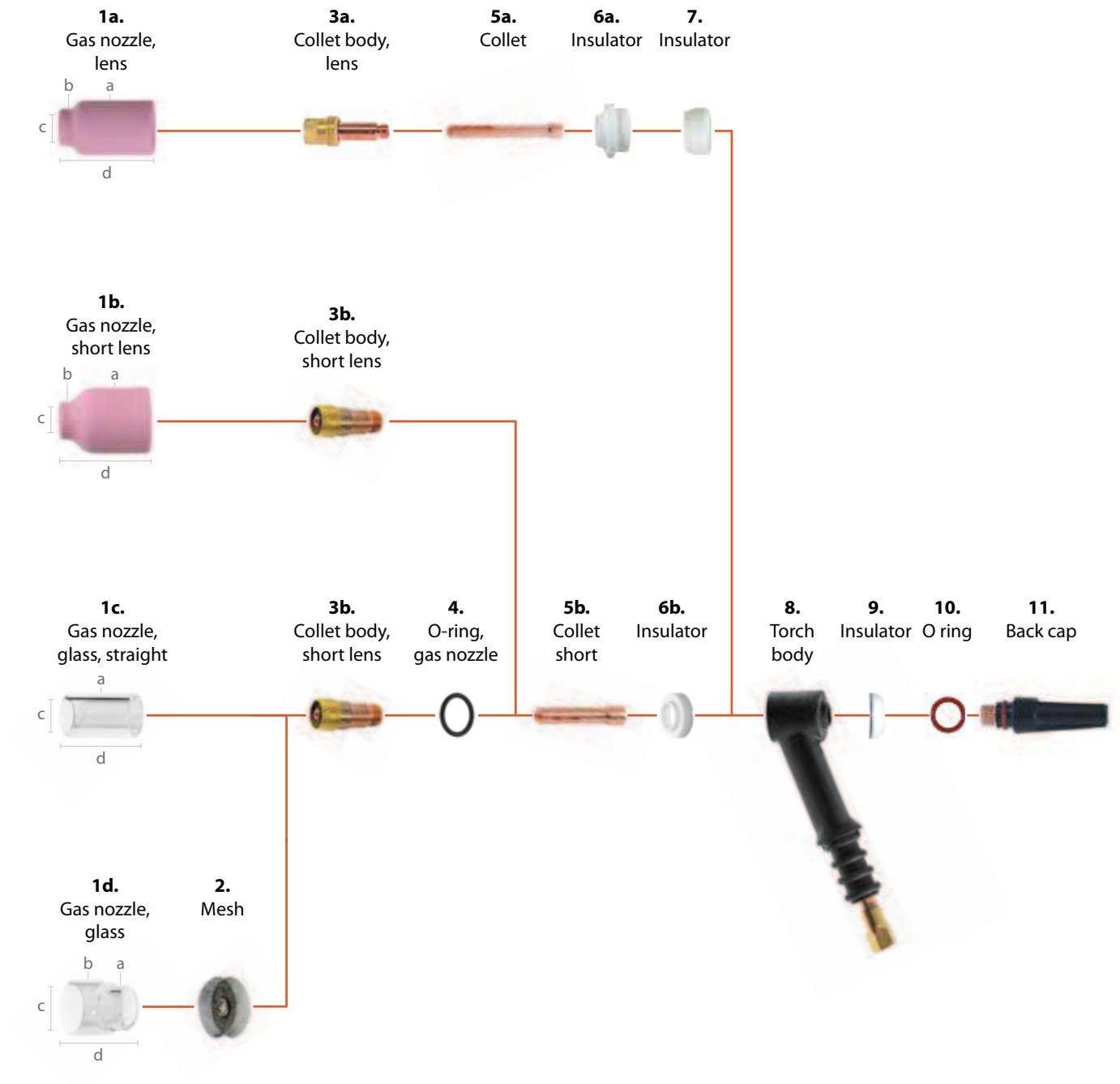
7. O-ring	
	SP7990790

8. Back cap		Length (mm)
Small	7990730	18
Medium	7990734	48
Long	7990740	145

Electrode		
Grey	ø 1.0	9873531
	ø 1.6	9873532
	ø 2.4	9873533
White	ø 1.0	9873520
	ø 1.6	9873521
	ø 2.4	9873522
Length of all electrodes 175 mm		

Consumables

Large torch body, lens consumables



1a. Gas nozzle, lens		mm			
No.	Ordering code	a	b	c	d
5	7990783	25	12.5	7.5	42
6	7990784	25	14	9	42
7	7990785	25	15.5	11	42
8	7990786	25	16.5	12	42
11	7990787	25	22	17	42

1b. Gas nozzle, short lens		mm			
No.	Ordering code	a	b	c	d
4	7990779	18.5	10.5	7	25.5
5	7990780	18.5	12	8	25.5
6	7990781	18.5	13.5	9.5	25.5
7	7990782	18.5	15	11	25.5
8	SP016562	18.5	16.5	12.5	25.5

1c. Gas nozzle, glass		mm			
	Ordering code	a	c	d	
Straight	SP015847	19.9	14.8	32.5	

1d. Gas nozzle, glass		mm			
	Ordering code	a	b	c	d
15/20 mm	SP015848	20.2	25.3	21	28.3

2. Mesh	
SP015851	

3a. Collet body, lens	
ø 1.6	7990711
ø 2.4	7990712
ø 3.2	7990713
ø 4.0	7990714

3b. Collet body, short lens	
ø 1.6	SP015842
ø 2.4	SP015843
ø 3.2	SP015844

4. O-ring, gas nozzle, glass	
SP009746	

5a. Collet	
ø 1.6	9876867
ø 2.4	9876868
ø 3.2	9876869
ø 4.0	9876870

5b. Collet, short	
ø 1.6	7990655
ø 2.4	7990656
ø 3.2	7990657

6a. Insulator	
9876860	

6b. Insulator	
SP015849	

7. Insulator	
SP9580266	

8. Torch body	
SP013386	TORCH BODY FLEX G L, TX
SP013394	TORCH BODY ROTATING G, TX
SP014575	TORCH BODY ROTATING W, TX
SP013404	TORCH BODY S-NECK HEAD L, TX
SP013362	TORCH BODY RIGID G L, TX
SP013423	TORCH BODY RIGID W L, TX
SP016559	TORCH BODY S-LOCK G, TX
SP016557	TORCH BODY S-LOCK W, TX
SP016810	TORCH BODY S-LOCK HEAD L, TX

See suitability from torch bodies compatibility table on page 77.

9. Insulator	
SP9580267	

10. O-ring	
SP7990791	

11. Back cap		Length (mm)
Small	7990731	26
Medium	7990735	58
Long	7990741	120

Electrode		
Grey	ø 1.6	9873532
	ø 2.4	9873533
	ø 3.2	9873534
	ø 4.0	9873535
White	ø 1.6	9873521
	ø 2.4	9873522
	ø 3.2	9873523
Green	ø 4.0	9873524
	ø 4.0	9873505
	Length of all electrodes 175 mm	

Consumable kits

Kemppi genuine PRO consumable starter kits include a complete set of consumables for your TIG welding applications. Kits provide all TIG torch accessories you need to start welding. They include multiple size nozzles, glass nozzles, lenses, collets and collet bodies ready to be used with small or large torch bodies.

The kits come complete with pre-labeled cartoon box for convenient storage and easy re-ordering. See more detailed content in the table below. PRO KIT 5/16-24 is for small torch bodies and PRO KIT 3/8-32 is for large torch bodies.

By selecting Kemppi TIG consumables you will receive the durability and performance that you need.



W016085	PRO KIT 5/16-24, including:	Amount
7990635	COLLET 1.0 S	3
7990636	COLLET 1.6 S	3
7990637	COLLET 2.4 S	3
SP9878013	INSULATOR S	2
7990730	BACK CAP SHORT S	1
7990734	BACK CAP MEDIUM S	1
7990740	BACK CAP LONG S	1
7990700	COLLET BODY LENS 1.0 S	1
7990701	COLLET BODY LENS 1.6 S	1
7990702	COLLET BODY LENS 2.4 S	1
7990779	GAS NOZZLE LENS 4 S	1
7990780	GAS NOZZLE LENS 5 S	1
7990781	GAS NOZZLE LENS 6 S	1
7990782	GAS NOZZLE LENS 7 S	1
SP015847	GAS NOZZLE GLASS STRAIGHT	2
SP015848	GAS NOZZLE GLASS 15/20MM	2
SP009746	O-RING GAS NOZZLE GLASS	4
SP015851	MESH GAS NOZZLE GLASS	2

W016086	PRO KIT 3/8-32, including:	Amount
7990780	GAS NOZZLE LENS 5 S	1
7990781	GAS NOZZLE LENS 6 S	1
7990782	GAS NOZZLE LENS 7 S	1
7990779	GAS NOZZLE LENS 4 S	1
7990655	COLLET SHORT 1.6 L	3
7990656	COLLET SHORT 2.4 L	3
7990657	COLLET SHORT 3.2 L	3
SP015842	COLLET BODY LENS SHORT 1.6 L	1
SP015843	COLLET BODY LENS SHORT 2.4 L	1
SP015844	COLLET BODY LENS SHORT 3.2 L	1
SP9580267	INSULATOR UP L	1
SP015849	INSULATOR SPECIAL L	2
7990731	BACK CAP SHORT L	1
7990735	BACK CAP MEDIUM L	1
7990741	BACK CAP LONG L	1
SP015847	GAS NOZZLE GLASS STRAIGHT	2
SP015848	GAS NOZZLE GLASS 15/20MM	2
SP009746	O-RING GAS NOZZLE GLASS	4
SP015851	MESH GAS NOZZLE GLASS	2

W017119	TIG 3.2 LENS KIT L, including:	Amount
7990731	BACK CAP SHORT L	1
7990786	GAS NOZZLE LENS 8 L	1
9876860	INSULATOR LENS L	1
9876869	COLLET 3.2 L	1
7990713	COLLET BODY LENS 3.2 L	1

Ordering information

FLEXLITE TX				
Product	Ordering code			
	4 m:	8 m:	16 m:	25 m:
FLEXLITE TX 133GF	-	TX133GF8	-	
FLEXLITE TX 135GF	TX135GF4	TX135GF8	TX135GF16	
FLEXLITE TX 163GF	-	TX163GF8	-	
FLEXLITE TX 165GF	TX165GF4	TX165GF8	TX165GF16	
FLEXLITE TX 163GS	TX163GS4	TX163GS8	-	
FLEXLITE TX 165GS	TX165GS4	TX165GS8	TX165GS16	
FLEXLITE TX 165G	TX165G4	TX165G8	TX165G16	
FLEXLITE TX 223G	TX223G4	TX223G8	-	
FLEXLITE TX 223GE	TX223GE4	-	-	
FLEXLITE TX 225G	TX225G4	TX225G8	TX225G16	
FLEXLITE TX 223GS	-	TX223GS8	TX223GS16	
FLEXLITE TX 225GS	TX225GS4	TX225GS8	TX225GS16	
FLEXLITE TX 303WF	-	TX303WF8	-	
FLEXLITE TX 305WF	TX305WF4	TX305WF8	TX305WF16	TX305WF25
FLEXLITE TX 253WS	TX253WS4	TX253WS8	-	
FLEXLITE TX 253WSE	TX253WSE4	-	-	
FLEXLITE TX 255WS	TX255WS4	TX255WS8	TX255WS16	
FLEXLITE TX 353W	TX353W4	TX353W8	TX353W16	
FLEXLITE TX 353WE	TX353WE4	-		
FLEXLITE TX 355W	TX355W4	TX355W8	TX355W16	
FLEXLITE TX 133GF	-	TX135GF8	-	
FLEXLITE TX 135GFN	TX135GFN4	TX135GFN8	-	
FLEXLITE TX 163GVD9	TX163GVD94	-	-	
FLEXLITE TX 165GFN	TX165GFN4	TX165GFN8	-	
FLEXLITE TX 165GSN	-	TX165GSN8	-	
FLEXLITE TX 223 GVD13	TX223GVD134	-	-	
FLEXLITE TX 225GN	TX225GN4	TX225GN8	-	
FLEXLITE TX 255WSN	-	TX255WSN8	-	
FLEXLITE TX 305WFN	-	TX305WFN8	-	
FLEXLITE TX 355WN	-	TX355WN8	-	
FLEXLITE TX 455W	TX455W4	TX455W8		

Flexlite TX remotes (optional, available for Series 5 models only)		
Product	Ordering code	
	For water-cooled torch:	For gas-cooled torch:
Flexlite TXR10 remote, roller switch	TXR10W	TXR10G
Flexlite TXR20 remote, rocker switch	TXR20W	TXR20G

Flexlite TX other accessories (optional)	
Product	Ordering code
Flexlite TX trigger extension	SP801091
Adapter G1/4 to DIX 9mm	SP016758
Adapter G1/4 to DIX 13mm	SP016759



Adapter G1/4 to DIX 9mm



Adapter G1/4 to DIX 13mm

The name of a Flexlite torch tells its properties and use

